



Roll a

How to play the game

- There are several ways to play this game.

Option 1 - shared board

- Two players - each will need either their own colour pen or counters, depending if you want to re-use the game board.
- Decide if the winner needs 3 or 4 squares in a straight line to win.
- Player one rolls the die. If they roll a 2, in this version of the game (Roll a Sound), they have to find the sound "a" on the grid below and mark/cover it.
- Player two then rolls the die and finds the appropriate sound.
- Play continues until one player has the agreed number of squares in a row.

Roll a Sound



m	a	i	p
t	s	m	a
s	t	p	i
i	m	a	t

Option 2 - own boards

- Create/print as many boards as you have players.
- This is a race to see who can create a line/fill the board first.
- Each player has their own counters and die.
- Each player rolls the die and covers up/crosses out the appropriate square.
- First one to fill a line/the board wins.





Ideas

- If using option 2 players could have boards with different sounds/words on to match their ability, e.g. one child could be rolling for sounds and another for sums.

Roll a Sound



m a s t p i







m	a	i	p
t	s	m	a
s	t	p	i
i	m	a	t

Roll a Sound



or **ur** **ow** **oi** **ear** **air**







ow	or	ur	oi
ear	air	ow	or
ur	oi	ear	air
or	ow	air	ur

Roll a Sound



or **ur** **ow** **oi** **ear** **air**



ow	or	ur	oi
ear	air	ow	or
ur	oi	ear	air
or	ow	air	ur

Roll a Sum



3




6

9

12

15

18



$3+0$

4×3

$6+3$

$20-2$

3×6

3×3

5×3

$3+3$

$10-1$

$10+8$

3×1

3×4

3×2

$6-3$

$6+6$

$20-5$

Roll a

